

1-Line, Bi-directional, Transient Voltage Suppressors

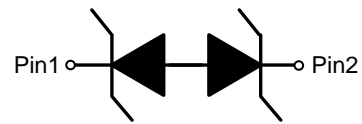
Descriptions

The ESD3V3D150SA is a bi-directional TVS (Transient Voltage Suppressor). It is specifically designed to protect sensitive electronic components that may be subjected to ESD (Electrostatic Discharge), EFT (Electrical Fast Transients) and Lightning. It is particularly well-suited for cellular phones, portable device, digital cameras, power supplies and many other portable applications because of its small package and low weight.

The ESD3V3D150SA is available in SOD-882 package. Standard products are Pb-free .



SOD882



Circuit diagram

Features

- Stand-off voltage: $\pm 3.3V$ Max
- Transient protection for each line according to IEC61000-4-2 (ESD): $\pm 30KV$ Air, $\pm 30KV$ contact
IEC61000-4-5 (Surge): 8 A (8/20 μs)
- Solid-state silicon technology
- Low leakage current

Order information

Device	Marking	Package	Shipping
ESD3V3D150SA	B1	SOD-882	10000/Tape&Reel

Applications

- Cell phone handsets and accessories
- Personal Digital Assistants (PDAs)
- Notebooks, Desktops, and Servers
- Portable Instrumentation
- Digital Cameras
- CAR/MID DVD/MP3/MP4/PMP Players

Absolute maximum ratings

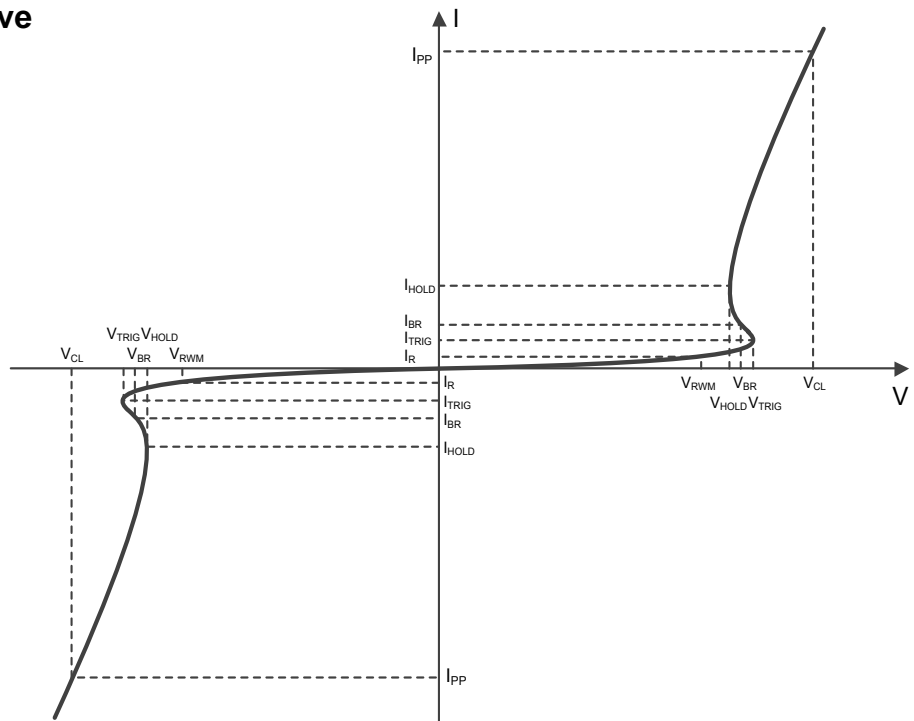
Parameter	Symbol	Rating	Unit
Peak pulse current ($t_p = 8/20\mu s$)	I_{PP}	8	A
ESD according to IEC61000-4-2 air discharge	V_{ESD}	± 30	kV
ESD according to IEC61000-4-2 contact discharge		± 30	
Operating temperature	T_{OP}	-40~85	$^{\circ}C$
Operation junction temperature	T_J	125	$^{\circ}C$
Lead temperature	T_L	260	$^{\circ}C$
Storage temperature	T_{STG}	-55~150	$^{\circ}C$

Electrical characteristics (TA=25 °C , unless otherwise noted)

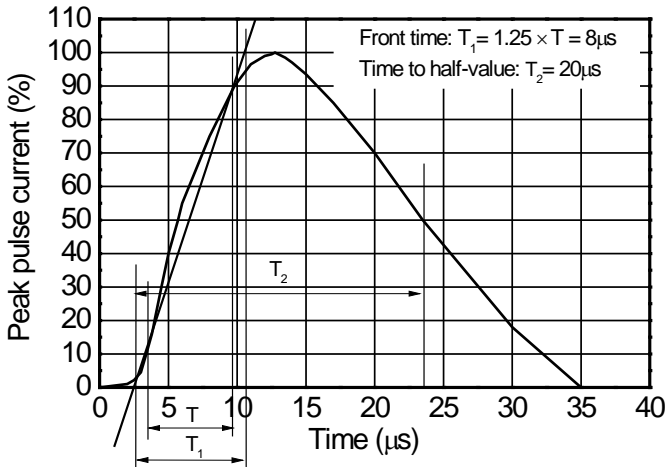
Parameter	Symbol	Condition	Min.	Typ.	Max.	Unit
Reverse stand-off voltage	V_{RWM}				± 3.3	V
Reverse leakage current	I_R	$V_{RWM} = 3.3V$			100	nA
Reverse breakdown voltage	V_{BR}	$I_T = 1mA$	4	4.3	5.5	V
Clamping voltage	V_C	$I_{pp} = 1A$ $t_p = 8/20\mu s$			5	V
		$I_{pp} = 8A$ $t_p = 8/20\mu s$			8.5	V
Junction capacitance	C_J	$V_R = 0V$, $f = 1MHz$		15	25	pF

Electrical performance curve

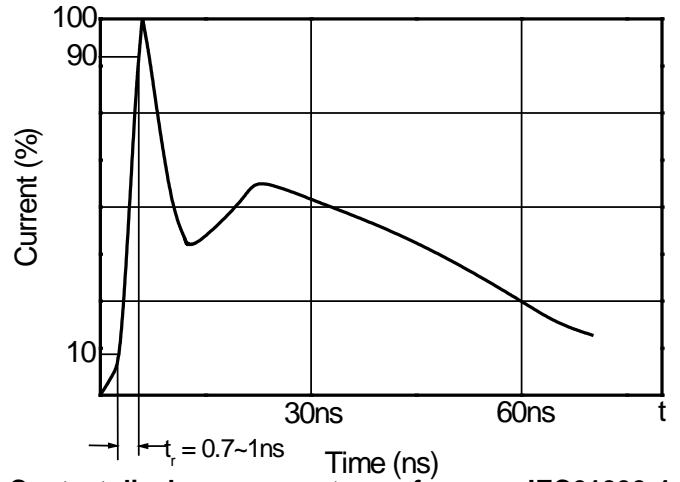
- V_{RWM} Reverse stand-off voltage
- I_R Reverse leakage current
- V_{CL} Clamping voltage
- I_{PP} Peak pulse current
- V_{TRIG} Reverse trigger voltage
- I_{TRIG} Reverse trigger current
- V_{BR} Reverse breakdown voltage
- I_{BR} Reverse breakdown current
- V_{HOLD} Reverse holding voltage
- I_{HOLD} Reverse holding current



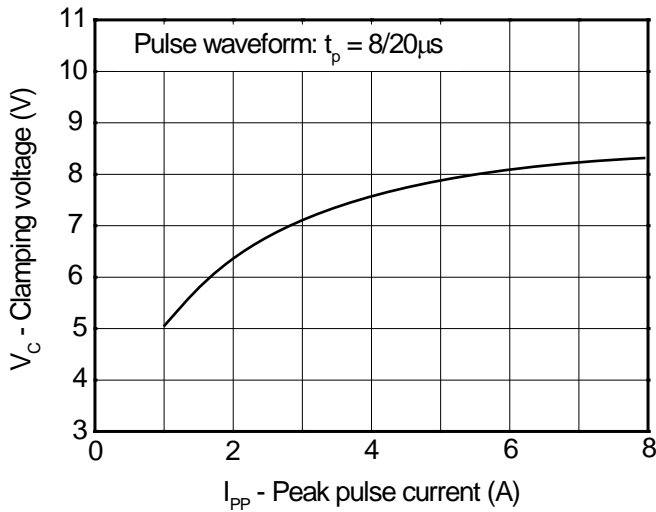
Typical characteristics ($T_A=25^\circ\text{C}$, unless otherwise noted)



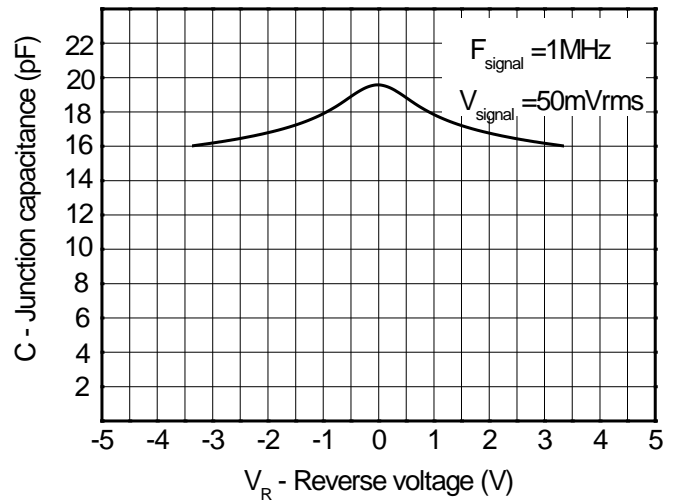
8/20 μs waveform per IEC61000-4-5



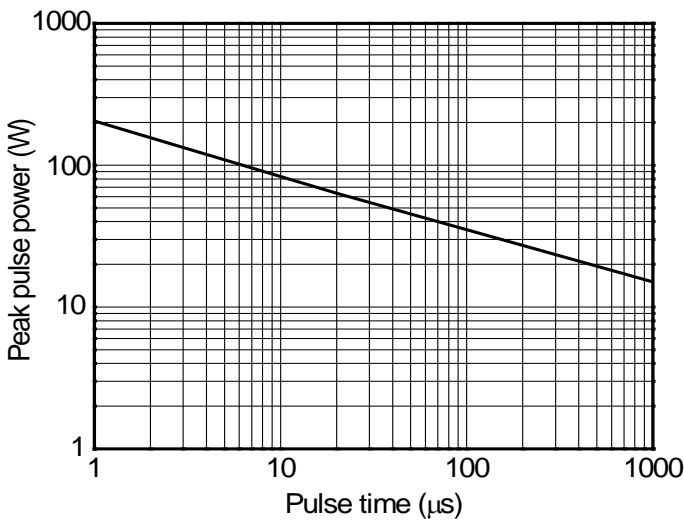
Contact discharge current waveform per IEC61000-4-2



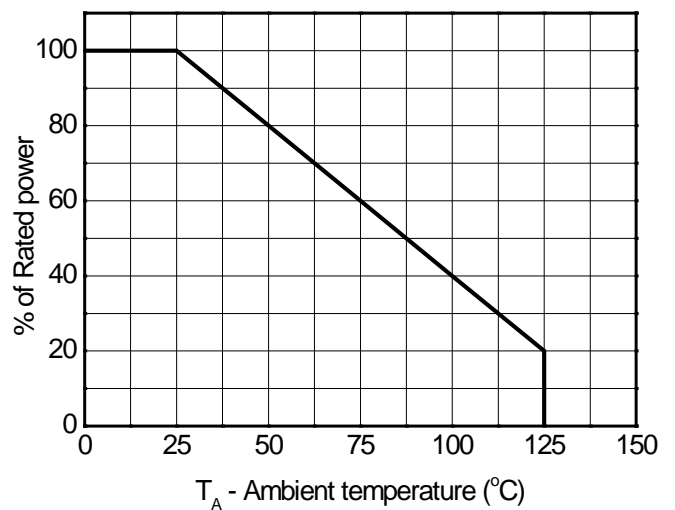
Clamping voltage vs. Peak pulse current



Capacitance vs. Reverses voltage

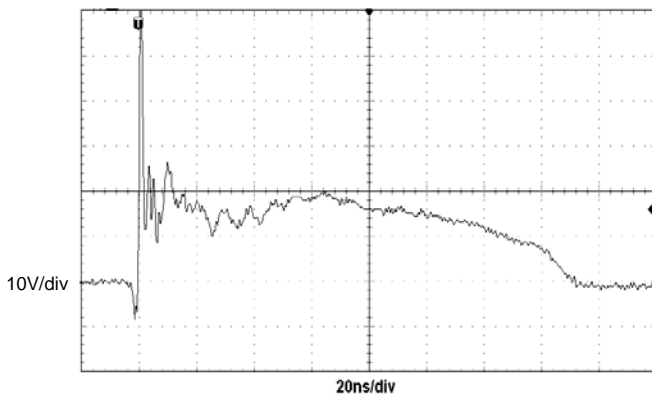
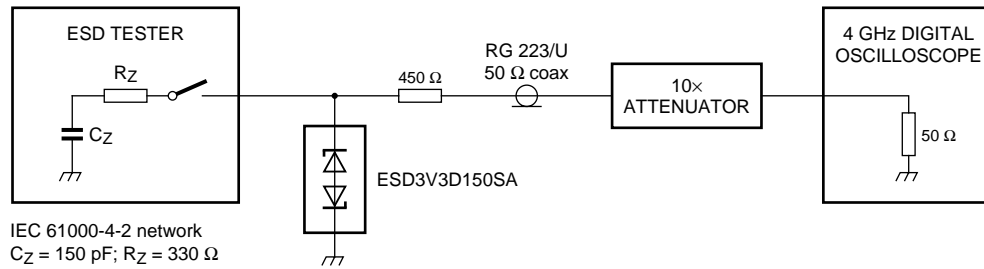


Non-repetitive peak pulse power vs. Pulse time

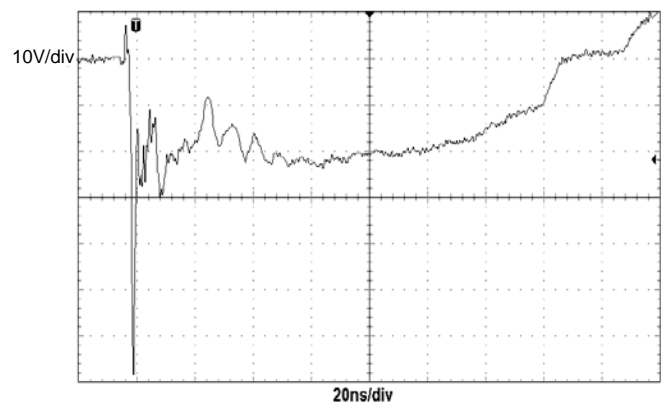


Power derating vs. Ambient temperature

ESD clamping test setup and waveforms



ESD clamping
(+8kV contact discharge per IEC61000-4-2)



ESD clamping
(-8kV contact discharge per IEC61000-4-2)

Package outline dimensions

SOD882

DIMENSION OUTLINE:

Unit:mm

